



Ghm

ECLATEC

*Men & dedication...*





**GHM, specialist in metalworking**




The company, founded in 1840, now employs 800 people. Based in the Northeast of France, its 4 main factories work cast iron, aluminium, bronze and steel. They also carry out the machining, assembly and finishing operations required on their products.



#### GHM's products are mainly intended for:

- ◆ Public amenities (GHM SA): poles, brackets and luminaires for street lighting, street furniture.
- ◆ Manufacturing industry (Fonderie GHM): engine, transmission and machine parts.
- ◆ Private customers (Fonte d'Art de Dommartin): fountains, garden furniture and decorative items.

#### Resources



- ◆ Design and production engineering departments
- ◆ Hand moulding (sand casting)
- ◆ Semi-mechanised foundry lines
- ◆ Automated foundry
- ◆ Heavy metal sheet fabrication
- ◆ Robotic pressing, cutting and welding lines
- ◆ Machining and assembly facilities
- ◆ Power coating and liquid painting lines

#### Fonderie GHM in Wassy



Fonderie GHM in Wassy, a subsidiary of GHM SA, manufactures mechanical cast parts, generally sold painted and machined. Exporting two thirds of its production, it mainly supplies manufacturers of engines, construction equipment and agricultural machinery.

#### GHM range



Vengo Tsana



Les Elegantes  
Design: Babeth PROST



Pont Neuf



Flore fountain  
Design: Françoise Persouyre





*GHM above all is a fantastic creative force, backed by a unique set of design and manufacturing resources. Its history is rich with prestigious projects: Wallace drinking fountains, the lighting on the Champs-Élysées, the Alexandre III bridge, Guimard Paris Metro entrances.*  
*Today first and foremost GHM designs and sells contemporary solutions.*

## Poles, lamp posts and luminaires

GHM manufactures a wide range of cast iron, steel and aluminium poles in all styles and for all uses: contemporary or classic solutions, decorative or functional applications and tall street lighting installations provide a wide pallet of choice.

The products are carefully designed, subjected to mechanical strength simulations and of course meet all the relevant standards.


A large selection of luminaires completes GHM's offering.



## Street furniture

For over 100 years, GHM has been designing and selling benches, bollards and posts, fencing, litter bins, planters and drinking fountains in styles ranging from classic to contemporary.

The robust quality of these items and their careful design guarantee that they remain serviceable and unanimously appreciated by city dwellers over long periods of time.



Urbino bench  
 Design: Jean-Michel WILMOTTE



Rivoli Chenonceaux



Kendo Odella



Flore Palma  
 Design product range Flore: Françoise PERSOYRE





The Bell'Ora line designed by Ruedi Baur



GHM's metalworking and engineering know-how, combined with the group's mastery of lighting have led it to create coherent ranges of street lighting and street furniture that share a strong common aesthetic identity and convey an impression of order and reason.

## Support masts for tram networks



GHM offers some remarkable cast iron masts to support overhead tram lines; the use of cast iron offers incomparable freedom of design, elegant integration of accessories, reduced mast diameters and unfailing robustness.

## Special projects

As well as standard product, GHM is open to any architectural and urban development project likely to involve its dedicated design and manufacturing capabilities.




Catalina Elyxe



Large spaces pole



OCL masts  
Angers tram network



Art casting



ECLATEC, masters of light

ECLATEC

Since it was founded in Nancy in 1927, ECLATEC has specialised in designing luminaires and street lighting equipment. Its design teams create solutions that are effective and reliable, meet all the latest standards and provide long-lasting quality results. ECLATEC uses the most advanced technologies, LED sources.

Thanks to its steady growth, multiple product development projects and outstanding creations, ECLATEC is able to demonstrate the quality of its know-how on a daily basis.



## Resources



- ◆ Mechanical and photometric design offices
- ◆ Laboratory with a photogoniometer
- ◆ IP, IK, EMC test benches...
- ◆ Prototype workshop
- ◆ LED module assembly unit
- ◆ Cutting, pressing and welding lines
- ◆ Three assembly lines

## METALEC, a production site



METALEC is a subsidiary of the GHM group located in Mirecourt (Vosges). Here it produces power supply sub-assemblies and metal parts for ECLATEC and GHM products (brackets, poles...).

## Eclatec range



Elyxe

Luminaire designed by: Luc DAVY



Amarante



Keo

Luminaire designed by: Michel TORTEL



Zenda




*«Optimum lighting», that is the objective that ECLATEC is constantly pursuing when it designs its lighting solutions; what makes the company radically different is its dual skills: first of all, a mastery of photometry and secondly a high level of technical expertise to deliver precisely engineered, reliable and accomplished solutions.*

## Efficient, reliable luminaires

The quality of the design and the care put into assembly and finishing are what have made the company's reputation. ECLATEC contributes actively to technical progress in its profession and, by working with renowned designers, creates forms that blend in remarkably with all kinds of urban settings.



Recently, developments in LED source luminaires have come in rapid succession, and this technology now offers unequalled performances. ECLATEC's approach is based particularly on concepts involving upgradeable and interchangeable modules.



Helisol

Prioriled

Cadix bollard

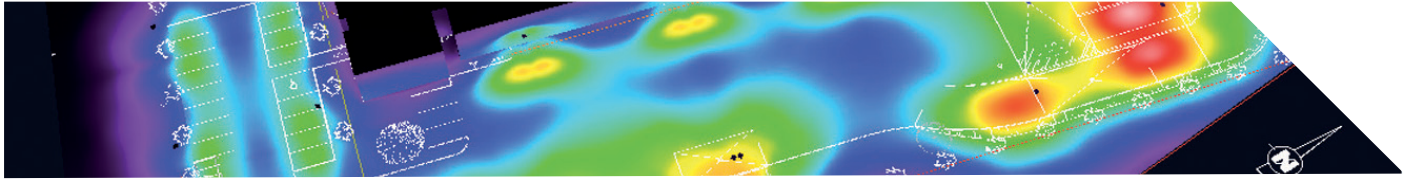
Tilt

## Photometric know-how

Energy savings, compliance with standards and well lit environments require quality luminaires.

More than that, a careful study of every specific lighting layout brings an important source of energy optimisation: for each location where they are to be installed, ECLATEC's Lighting Consultancy Service recommends the best spacing, power levels and adjustments.

Eclatec offers a wide range of luminaires using LEDs and discharge lamps covering all possible photometric requirements.



### LED Luminaires



### Discharge or LED luminaires



Cliptown  
Luminaire designed by: Marc Aurel



Pixel Led  
Luminaire designed by: Stoa Architecture



Nismo  
Luminaire designed by: Michel TORTEL



Aloa on Altaïs pole  
Luminaire designed by: Jean-Michel WILMOTTE





**FONDERIE GHM**  
140 Rue Mauljean  
52130 Wassy - FRANCE



**ECLATEC**  
41 rue Lafayette  
54320 Maxéville - FRANCE



**GHM**  
Rue Antoine Durenne  
52220 Sommevoire - FRANCE



**METALEC**  
Rue de Bourgogne Zone Franche  
88500 Juvaincourt - FRANCE

Your contact:



[ventes.som@ghm.fr](mailto:ventes.som@ghm.fr) / [export@eclatec.com](mailto:export@eclatec.com)

Rue Antoine Durenne  
52220 Sommevoire - FRANCE  
Tél. : +33 3 25 55 43 21  
[www.ghm.fr](http://www.ghm.fr)



**ECLATEC**

41 rue Lafayette  
54320 Maxéville - FRANCE  
Tél. : +33 3 83 39 38 00  
[www.eclatec.com](http://www.eclatec.com)